



Winton Motor Raceway

Round 2 : March 12 - 14



AUSTRALIAN SUPERBIKE CHAMPIONSHIP

Race 1

Date: 14/03/21
 Event: R09
 Weather: Sunny - Temp: 17.9C
 Track: Dry - Temp: 30.9C

Started at: 11:22:31
 Laps: 16
 Starters: 22
 Printed at: 11:51


PROVISIONAL CLASSIFICATION


Pos	No	Name	Class	Machine	Laps	Race Time	Behind Leader	Behind Prev	Fastest Lap	On Lap	Top Speed
1	1	Wayne MAXWELL (VIC)		Ducati V4R	16	21:24.372			1:19.670	5	255
2	46	Michael JONES (QLD) / Desmosport Ducati		Ducati V4R	16	21:28.263	3.891	3.891	1:19.834	3	255
3	65	Cru HALLIDAY (NSW) / Yamaha Racing Team		Yamaha YZF-R1	16	21:46.146	21.774	17.883	1:20.560	3	246
4	14	Glenn ALLERTON (NSW) / Maxima Racing Oils BMW		BMW S RR	16	21:46.213	21.841	.067	1:20.620	3	247
5	61	Arthur SISSIS (SA) / Donna Hoeymakers / Unitech Racing / Remo Contractors / SA Profiling		Yamaha YZF-R1	16	21:51.163	26.791	4.950	1:20.539	3	249
6	28	Aiden WAGNER (QLD) / Yamaha Racing Team		Yamaha YZF-R1	16	21:53.635	29.263	2.472	1:21.268	4	247
7	32	Oli BAYLISS (QLD) / DesmoSport Ducati	R	Ducati V4R	16	21:54.019	29.647	.384	1:21.269	3	253
8	3	Jed METCHER (VIC) / Metcher Motorsport / Siemec / Fusport / Yamaha / YRD / YamaLube		Yamaha YZF-R1	16	21:57.173	32.801	3.154	1:20.993	6	247
9	67	Bryan STARING (WA) / Kawasaki BCperformance / Kawasaki Motors Aust.		Kawasaki ZX10R	16	22:02.572	38.200	5.399	1:21.151	5	244
10	83	Lachlan EPIS (NSW) / Maxima Racing Oils BMW		BMW S RR	16	22:02.813	38.441	.241	1:21.465	5	249
11	17	Troy HERFOSS (QLD) / Penrite Honda Racing		Honda CBR-RR	16	22:12.601	48.229	9.788	1:19.274	3	252
12	12	Matthew WALTERS (NSW) / Kawasaki Australia / Kawasaki Connection / Rover Coaches / Du Speed		Kawasaki ZX10R	16	22:13.491	49.119	.890	1:21.930	4	245
13	21	Josh WATERS (VIC) / Kawasaki BCperformance / Kawasaki Motors Aust.		Kawasaki ZX10R	16	22:19.508	55.136	6.017	1:22.143	5	244
14	333	Yannis SHAW (NSW) / Specialist Suzuki / Specialist Height Access / Airoh Helmets / Ricondi		Suzuki GSXR	16	22:29.504	1:05.132	9.996	1:23.094	3	245
15	64	Aaron MORRIS (NSW) / Harvest Pools / Watson Demolition / Longwall Haul / Michelin / YRD / Bitubo Susp.		Yamaha YZF-R1	16	22:36.939	1:12.567	7.435	1:23.053	3	244
16	78	Nathan SPITERI (VIC) / ProGP Racing / Livson / PTR / Alpinestar / The Grinning Dingo		Suzuki GSXR	15	21:52.988	1 Lap		1:25.514	4	238
17	37	Michael EDWARDS (QLD) / Northstar Yamaha / Addicted To Track		Yamaha YZF-R1	15	22:07.649	1 Lap	14.661	1:26.847	9	237
DNF	16	Luke JHONSTON (VIC) / MotoGo Yamaha / Taichi Leather / The Bike Vault Castlemaine / Pirelli	R	Yamaha YZF-R1	15	20:58.698	54.525	-	1:22.250	3	249
DNF	29	Patrick LI (VIC) / MotoGo Yamaha / Taichi Leather / KYT Helmets		Yamaha YZF-R1	8	11:54.366	7 Laps		1:27.968	3	231
DNF	33	Hamish McMURRAY (NSW) / Six Ways From Sunday / Dunlop		Kawasaki ZX10R	6	9:09.192	9 Laps		1:29.873	2	222
DNF	2	Mark CHIODO (VIC)		Yamaha YZF-R1	5	7:01.068	10 Laps		1:21.678	3	248
DNF	92	Jack DAVIS (SA) / Thomson Airborne	R	BMW S RR	4	5:50.824	11 Laps		1:25.174	2	238


Fastest Lap was 1:19.274 by Troy HERFOSS (QLD)

New race lap record for SBK class - Previous: 1:20.221 by Wayne MAXWELL (VIC) on a Suzuki GSXRR set on 08/09/19

The results are provisional until the end of the time limit for protests and appeals.


 Chief Timekeeper - Scott Lang


 Race Director - Tom Williams


 Clerk of Course - Paul Hinds



www.computime.com.au
 COMPUTIME RACE TIMING SYSTEMS PTY LTD





Winton Motor Raceway

Round 2 : March 12 - 14



AUSTRALIAN SUPERBIKE CHAMPIONSHIP

Race 1


Date: 14/03/21
 Event: R09
 Weather: Sunny - Temp: 17.9C
 Track: Dry - Temp: 30.9C


Started at: 11:22:31
 Laps: 16
 Starters: 22
 Printed at: 11:51


PROVISIONAL LAP TIMES

No	Name	Lap 1	Lap 2	Lap 3	Lap 4	Lap 5	Lap 6	Lap 7	Lap 8	Lap 9	Lap 10
1	Wayne MAXWELL (VIC)	1:24.637	1:19.675	1:19.811	1:19.858	1:19.670	1:19.760	1:19.727	1:20.378	1:20.215	1:19.934
10		1:20.313	1:19.944	1:20.286	1:19.952	1:20.013	1:20.199				
2	Mark CHIODO (VIC)	1:28.829	1:26.652	1:21.678	1:22.128	1:21.781					
3	Jed METCHER (VIC)	1:28.965	1:22.464	1:21.114	1:21.289	1:21.329	1:20.993	1:21.214	1:21.404	1:21.909	1:22.615
10		1:23.065	1:22.333	1:21.946	1:22.072	1:21.947	1:22.514				
12	Matthew WALTERS (NSW)	1:28.296	1:25.192	1:22.232	1:21.930	1:22.262	1:22.659	1:22.971	1:22.479	1:22.458	1:23.416
10		1:22.704	1:23.814	1:23.981	1:23.137	1:22.826	1:23.134				
14	Glenn ALLERTON (NSW)	1:26.866	1:21.283	1:20.620	1:20.852	1:21.016	1:20.752	1:20.889	1:21.743	1:21.083	1:21.318
10		1:21.481	1:21.389	1:21.726	1:21.531	1:21.559	1:22.105				
16	Luke JHONSTON (VIC)	1:28.495	1:28.119	1:22.250	1:22.834	1:23.130	1:22.759	1:23.581	1:22.457	1:22.521	1:26.780
10		1:22.306	1:24.351	1:22.921	1:22.976	1:23.218					
17	Troy HERFOSS (QLD)	1:25.394	1:19.598	1:19.274	1:19.814	1:19.729	1:19.841	1:19.876	1:20.041	1:20.009	1:19.887
10		1:20.601	1:19.926	1:19.966	1:20.077	1:19.970	2:08.598				
21	Josh WATERS (VIC)	1:29.322	1:22.461	1:22.260	1:22.205	1:22.143	1:22.338	1:22.557	1:22.627	1:22.980	1:23.393
10		1:23.572	1:24.437	1:24.808	1:24.507	1:24.632	1:25.266				
28	Aiden WAGNER (QLD)	1:27.882	1:21.978	1:21.481	1:21.268	1:21.394	1:21.417	1:21.494	1:21.602	1:21.959	1:21.881
10		1:21.733	1:21.660	1:22.173	1:22.038	1:21.724	1:21.951				
29	Patrick LI (VIC)	1:35.737	1:28.117	1:27.968	1:27.975	1:28.139	1:29.027	1:29.084	1:28.319		
32	Oli BAYLISS (QLD)	1:26.968	1:21.978	1:21.269	1:21.811	1:21.470	1:21.286	1:21.582	1:21.850	1:22.688	1:22.241
10		1:21.820	1:21.657	1:21.632	1:21.875	1:21.797	1:22.095				
33	Hamish McMURRAY (NSW)	1:37.173	1:29.873	1:30.119	1:30.720	1:30.824	1:30.483				
37	Michael EDWARDS (QLD)	1:35.741	1:28.879	1:27.826	1:28.003	1:28.257	1:28.368	1:28.377	1:27.549	1:26.847	1:28.695
10		1:27.573	1:27.889	1:27.984	1:27.658	1:28.003					
46	Michael JONES (QLD)	1:25.614	1:20.095	1:19.834	1:19.984	1:20.085	1:19.907	1:20.033	1:19.993	1:19.865	1:20.125
10		1:20.336	1:20.152	1:20.301	1:20.374	1:20.677	1:20.888				
61	Arthur SISSIS (SA)	1:25.825	1:20.683	1:20.539	1:20.854	1:21.470	1:21.101	1:21.261	1:22.176	1:22.650	1:21.895
10		1:21.599	1:21.449	1:22.247	1:21.953	1:22.311	1:23.150				
64	Aaron MORRIS (NSW)	1:29.585	1:24.237	1:23.053	1:24.095	1:23.866	1:24.325	1:24.493	1:24.574	1:24.346	1:25.003
10		1:24.771	1:25.025	1:24.692	1:24.637	1:25.042	1:25.195				
65	Cru HALLIDAY (NSW)	1:26.131	1:20.887	1:20.560	1:21.350	1:20.818	1:21.140	1:21.167	1:21.571	1:21.074	1:20.993
10		1:21.586	1:21.052	1:22.518	1:21.497	1:21.781	1:22.021				
67	Bryan STARING (WA)	1:27.513	1:21.666	1:21.364	1:21.179	1:21.151	1:21.675	1:21.572	1:21.907	1:22.420	1:22.635
10		1:22.761	1:22.817	1:23.475	1:23.449	1:23.238	1:23.750				
78	Nathan SPITERI (VIC)	1:32.311	1:26.268	1:27.084	1:25.514	1:31.748	1:26.713	1:26.151	1:26.421	1:25.995	1:26.052
10		1:26.987	1:30.990	1:26.752	1:26.912	1:27.090					
83	Lachlan EPIS (NSW)	1:29.888	1:21.945	1:21.625	1:21.742	1:21.465	1:22.200	1:21.965	1:21.547	1:21.628	1:21.860
10		1:22.164	1:21.824	1:22.580	1:23.345	1:23.231	1:23.804				
92	Jack DAVIS (SA)	1:33.778	1:25.174	1:26.351	1:25.521						
333	Yannis SHAW (NSW)	1:29.813	1:23.503	1:23.094	1:23.110	1:23.553	1:24.345	1:24.639	1:23.182	1:23.829	1:24.145
10		1:24.051	1:24.326	1:24.653	1:24.379	1:24.486	1:24.396				

The results are provisional until the end of the time limit for protests and appeals.


 Chief Timekeeper - Scott Lang


 Race Director - Tom Williams


 Clerk of Course - Paul Hinds



www.computime.com.au
 COMPUTIME RACE TIMING SYSTEMS PTY LTD





Winton Motor Raceway

Round 2 : March 12 - 14



AUSTRALIAN SUPERBIKE CHAMPIONSHIP

Race 1

Date: 14/03/21
 Event: R09
 Weather: Sunny - Temp: 17.9C
 Track: Dry - Temp: 30.9C

Started at: 11:22:31
 Laps: 16
 Starters: 22
 Printed at: 11:51

PROVISIONAL SPLIT TIMES

Lap	Split 1	Split 2	Split 3	Split 4	Lap Time	Spd	Lap	Split 1	Split 2	Split 3	Split 4	Lap Time	Spd
1 Wayne MAXWELL (VIC) (1st)							2	13.455	14.468	30.103	27.166	1:25.192	245
1	15.215	13.833	29.459	26.130	1:24.637	66	3	11.529	14.063	29.569	27.071	1:22.232	243
2	11.111	13.674	29.140	25.750	1:19.675	251	4	11.365	13.820	29.783	26.962	1:21.930	243
3	11.045	13.661	29.165	25.940	1:19.811	251	5	11.424	13.969	29.915	26.954	1:22.262	243
4	10.997	13.623	29.299	25.939	1:19.858	251	6	11.493	13.978	30.079	27.109	1:22.659	242
5	10.958	13.734	29.201	25.777	1:19.670	250	7	11.593	14.073	30.330	26.975	1:22.971	242
6	10.982	13.682	29.301	25.795	1:19.760	252	8	11.526	13.924	30.036	26.993	1:22.479	242
7	11.039	13.692	29.186	25.810	1:19.727	251	9	11.500	13.911	30.086	26.961	1:22.458	242
8	11.149	13.696	29.592	25.941	1:20.378	252	10	12.109	14.103	30.120	27.084	1:23.416	242
9	11.075	13.966	29.344	25.830	1:20.215	251	11	11.691	13.942	29.971	27.100	1:22.704	242
10	11.145	13.637	29.230	25.922	1:19.934	253	12	11.453	14.166	30.549	27.646	1:23.814	241
11	11.035	13.848	29.363	26.067	1:20.313	255	13	11.559	14.990	30.097	27.335	1:23.981	242
12	11.066	13.644	29.321	25.913	1:19.944	252	14	11.757	14.056	30.184	27.140	1:23.137	241
13	11.072	13.750	29.553	25.911	1:20.286	253	15	11.582	14.030	30.114	27.100	1:22.826	241
14	11.076	13.765	29.261	25.850	1:19.952	253	16	11.641	14.020	30.064	27.409	1:23.134	241
15	11.119	13.656	29.319	25.919	1:20.013	252	14 Glenn ALLERTON (NSW) (4th)						
16	11.013	13.726	29.239	26.221	1:20.199	252	1	16.276	14.203	29.880	26.507	1:26.866	109
2 Mark CHIDO (VIC) (DNF)							2	11.647	13.814	29.489	26.333	1:21.283	246
1	16.988	14.247	30.463	27.131	1:28.829	93	3	11.159	13.746	29.458	26.257	1:20.620	244
2	14.530	15.242	30.182	26.698	1:26.652	247	4	11.142	13.851	29.613	26.246	1:20.852	246
3	11.292	13.996	29.898	26.492	1:21.678	245	5	11.254	13.906	29.741	26.115	1:21.016	247
4	11.422	13.990	30.208	26.508	1:22.128	248	6	11.194	13.783	29.584	26.191	1:20.752	247
5	11.319	13.862	29.974	26.626	1:21.781	244	7	11.211	13.800	29.616	26.262	1:20.889	246
3 Jed METCHER (VIC) (8th)							8	11.319	13.928	29.939	26.557	1:21.743	245
1	16.928	14.396	30.512	27.129	1:28.965	86	9	11.238	13.852	29.744	26.249	1:21.083	243
2	12.332	13.803	29.844	26.485	1:22.464	246	10	11.331	13.971	29.752	26.264	1:21.318	245
3	11.207	13.721	29.642	26.544	1:21.114	242	11	11.329	13.906	29.807	26.439	1:21.481	246
4	11.274	13.788	29.774	26.453	1:21.289	243	12	11.373	13.795	29.850	26.371	1:21.389	244
5	11.385	13.850	29.749	26.345	1:21.329	244	13	11.334	13.898	29.914	26.580	1:21.726	247
6	11.212	13.775	29.607	26.399	1:20.993	245	14	11.309	14.006	29.772	26.444	1:21.531	243
7	11.242	13.751	29.651	26.570	1:21.214	243	15	11.326	13.937	29.876	26.420	1:21.559	246
8	11.278	13.859	29.829	26.438	1:21.404	246	16	11.722	14.061	29.740	26.582	1:22.105	243
9	11.301	13.861	30.034	26.713	1:21.909	245	16 Luke JHONSTON (VIC) (DNF)						
10	12.021	13.823	30.114	26.657	1:22.615	247	1	16.644	14.222	30.537	27.092	1:28.495	113
11	12.076	14.285	30.114	26.590	1:23.065	245	2	15.439	15.395	30.322	26.963	1:28.119	249
12	11.358	13.877	30.095	27.003	1:22.333	245	3	11.512	14.051	29.856	26.831	1:22.250	247
13	11.474	13.815	29.796	26.861	1:21.946	243	4	11.661	14.088	30.112	26.973	1:22.834	245
14	11.466	13.880	29.860	26.866	1:22.072	243	5	11.487	14.051	30.573	27.019	1:23.130	248
15	11.414	13.964	29.851	26.718	1:21.947	245	6	11.446	14.170	30.084	27.059	1:22.759	248
16	11.371	14.006	30.140	26.997	1:22.514	242	7	11.686	14.555	30.566	26.774	1:23.581	242
12 Matthew WALTERS (NSW) (12th)							8	11.413	14.081	30.124	26.839	1:22.457	243
1	16.843	14.124	30.484	26.845	1:28.296	108	9	11.475	14.091	30.134	26.821	1:22.521	243
							10	15.174	14.788	30.074	26.744	1:26.780	244

Scott Laing
 Chief Timekeeper - Scott Laing

Tom Williams
 Race Director - Tom Williams

Paul Hinds
 Clerk of Course - Paul Hinds





Winton Motor Raceway

Round 2 : March 12 - 14



AUSTRALIAN SUPERBIKE CHAMPIONSHIP

Race 1

Date: 14/03/21
 Event: R09
 Weather: Sunny - Temp: 17.9C
 Track: Dry - Temp: 30.9C

Started at: 11:22:31
 Laps: 16
 Starters: 22
 Printed at: 11:51

PROVISIONAL SPLIT TIMES

Lap	Split 1	Split 2	Split 3	Split 4	Lap Time	Spd	Lap	Split 1	Split 2	Split 3	Split 4	Lap Time	Spd
11	11.563	13.928	30.013	26.802	1:22.306	246	3	11.319	13.925	29.501	26.736	1:21.481	244
12	11.445	14.060	31.882	26.964	1:24.351	245	4	11.129	13.763	29.687	26.689	1:21.268	245
13	11.473	14.186	30.359	26.903	1:22.921	245	5	11.356	13.848	29.631	26.559	1:21.394	245
14	11.597	14.175	30.257	26.947	1:22.976	247	6	11.221	13.789	29.651	26.756	1:21.417	244
15	11.605	14.240	30.441	26.932	1:23.218	245	7	11.319	13.861	29.746	26.568	1:21.494	243
							8	11.489	13.930	29.693	26.490	1:21.602	244
							9	11.267	13.924	30.175	26.593	1:21.959	245
17 Troy HERFOSS (QLD) (11th)							10	11.433	13.918	29.833	26.697	1:21.881	245
1	15.084	13.812	29.967	26.531	1:25.394	62	11	11.387	13.793	29.857	26.696	1:21.733	244
2	11.174	13.570	29.042	25.812	1:19.598	243	12	11.343	13.762	29.807	26.748	1:21.660	243
3	10.888	13.549	29.055	25.782	1:19.274	249	13	11.346	13.884	29.982	26.961	1:22.173	245
4	11.024	13.681	29.287	25.822	1:19.814	247	14	11.348	13.906	30.042	26.742	1:22.038	244
5	10.974	13.786	29.226	25.743	1:19.729	249	15	11.351	13.838	29.952	26.583	1:21.724	244
6	10.983	13.674	29.390	25.794	1:19.841	249	16	11.453	14.201	29.805	26.492	1:21.951	244
7	10.904	13.785	29.280	25.907	1:19.876	245							
8	11.079	13.631	29.435	25.896	1:20.041	248	29 Patrick LI (VIC) (DNF)						
9	11.085	13.713	29.296	25.915	1:20.009	249	1	18.893	15.455	32.293	29.096	1:35.737	20
10	10.982	13.663	29.353	25.889	1:19.887	247	2	12.819	15.094	31.809	28.395	1:28.117	227
11	11.160	14.014	29.453	25.974	1:20.601	247	3	12.202	14.893	32.150	28.723	1:27.968	230
12	11.112	13.586	29.455	25.773	1:19.926	248	4	12.199	15.110	32.139	28.527	1:27.975	228
13	11.057	13.670	29.362	25.877	1:19.966	252	5	12.051	14.918	32.368	28.802	1:28.139	231
14	10.944	13.805	29.358	25.970	1:20.077	247	6	12.274	15.239	32.642	28.872	1:29.027	227
15	10.998	13.613	29.476	25.883	1:19.970	245	7	12.165	15.276	32.668	28.975	1:29.084	225
16	10.908	13.678	29.243	1:14.769	2:08.598	248	8	12.354	15.138	32.358	28.469	1:28.319	225
21 Josh WATERS (VIC) (13th)							32 Oli BAYLISS (QLD) (7th)						
1	17.317	14.389	30.488	27.128	1:29.322	93	1	16.071	14.211	29.796	26.890	1:26.968	90
2	11.510	14.166	29.862	26.923	1:22.461	243	2	11.800	13.837	29.833	26.508	1:21.978	247
3	11.695	13.927	29.913	26.725	1:22.260	241	3	11.150	13.888	29.818	26.413	1:21.269	247
4	11.322	14.074	29.937	26.872	1:22.205	244	4	11.113	13.952	30.238	26.508	1:21.811	249
5	11.295	13.988	29.979	26.881	1:22.143	243	5	11.164	13.990	29.846	26.470	1:21.470	251
6	11.332	14.067	30.077	26.862	1:22.338	242	6	11.095	13.911	29.874	26.406	1:21.286	251
7	11.416	14.062	30.139	26.940	1:22.557	242	7	11.243	14.047	29.921	26.371	1:21.582	251
8	11.405	14.122	30.144	26.956	1:22.627	243	8	11.283	14.041	29.902	26.624	1:21.850	249
9	11.475	14.127	30.261	27.117	1:22.980	240	9	11.276	14.098	30.587	26.727	1:22.688	251
10	11.580	14.226	30.249	27.338	1:23.393	242	10	11.518	13.972	30.028	26.723	1:22.241	251
11	11.519	14.320	30.389	27.344	1:23.572	242	11	11.384	14.062	29.821	26.553	1:21.820	252
12	11.645	14.508	30.625	27.659	1:24.437	241	12	11.258	13.992	29.843	26.564	1:21.657	251
13	11.599	14.556	31.135	27.518	1:24.808	242	13	11.101	13.943	29.996	26.592	1:21.632	252
14	11.717	14.547	30.596	27.647	1:24.507	241	14	11.339	14.145	29.928	26.463	1:21.875	249
15	11.655	14.448	30.878	27.651	1:24.632	241	15	11.368	13.971	29.935	26.523	1:21.797	252
16	11.670	14.682	30.944	27.970	1:25.266	239	16	11.278	14.171	30.123	26.523	1:22.095	253
28 Aiden WAGNER (QLD) (6th)							33 Hamish McMURRAY (NSW) (DNF)						
1	16.500	14.204	30.322	26.856	1:27.882	96	1	19.181	15.619	32.752	29.621	1:37.173	19
2	11.319	13.999	29.770	26.890	1:21.978	247							

Scott Laing
 Chief Timekeeper - Scott Laing

Tom Williams
 Race Director - Tom Williams

Paul Hinds
 Clerk of Course - Paul Hinds





Winton Motor Raceway

Round 2 : March 12 - 14



AUSTRALIAN SUPERBIKE CHAMPIONSHIP

Race 1

Date: 14/03/21
 Event: R09
 Weather: Sunny - Temp: 17.9C
 Track: Dry - Temp: 30.9C

Started at: 11:22:31
 Laps: 16
 Starters: 22
 Printed at: 11:51

PROVISIONAL SPLIT TIMES

Lap	Split 1	Split 2	Split 3	Split 4	Lap Time	Spd	Lap	Split 1	Split 2	Split 3	Split 4	Lap Time	Spd
2	12.786	15.096	32.436	29.555	1:29.873	220	4	11.232	13.756	29.677	26.189	1:20.854	247
3	12.528	15.169	32.820	29.602	1:30.119	222	5	11.235	13.929	30.003	26.303	1:21.470	249
4	12.646	15.255	32.934	29.885	1:30.720	211	6	11.256	13.767	29.776	26.302	1:21.101	248
5	12.590	15.310	32.973	29.951	1:30.824	214	7	11.299	13.812	29.814	26.336	1:21.261	247
6	12.552	15.343	33.077	29.511	1:30.483	214	8	11.296	13.895	30.358	26.627	1:22.176	247
							9	11.681	14.060	30.125	26.784	1:22.650	218
							10	11.432	13.919	29.981	26.563	1:21.895	243
37 Michael EDWARDS (QLD) (17th)							11	11.337	13.993	29.948	26.321	1:21.599	247
1	18.622	15.217	32.420	29.482	1:35.741	21	12	11.287	13.856	29.892	26.414	1:21.449	248
2	13.064	15.209	32.174	28.432	1:28.879	226	13	11.295	13.970	30.147	26.835	1:22.247	249
3	12.241	14.843	32.040	28.702	1:27.826	231	14	11.337	13.992	30.160	26.464	1:21.953	248
4	12.208	14.878	32.369	28.548	1:28.003	234	15	11.314	14.021	30.283	26.693	1:22.311	249
5	12.673	14.874	32.344	28.366	1:28.257	229	16	11.464	14.137	30.662	26.887	1:23.150	248
6	12.219	14.899	32.396	28.854	1:28.368	235							
7	12.389	15.131	32.553	28.304	1:28.377	227							
8	12.278	14.894	32.163	28.214	1:27.549	234	64 Aaron MORRIS (NSW) (15th)						
9	12.120	14.736	31.713	28.278	1:26.847	236	1	17.398	14.508	30.462	27.217	1:29.585	109
10	12.211	14.932	33.298	28.254	1:28.695	234	2	12.738	14.264	30.274	26.961	1:24.237	244
11	12.232	14.642	32.185	28.514	1:27.573	237	3	11.507	14.191	30.224	27.131	1:23.053	243
12	12.085	14.906	32.440	28.458	1:27.889	237	4	11.507	14.168	31.255	27.165	1:24.095	241
13	12.264	14.971	32.310	28.439	1:27.984	234	5	11.684	14.404	30.548	27.230	1:23.866	241
14	12.265	14.758	32.237	28.398	1:27.658	235	6	11.679	14.363	30.590	27.693	1:24.325	240
15	12.309	14.947	32.372	28.375	1:28.003	229	7	11.899	14.520	30.548	27.526	1:24.493	238
							8	11.712	14.506	30.753	27.603	1:24.574	240
							9	11.806	14.438	30.650	27.452	1:24.346	239
46 Michael JONES (QLD) (2nd)							10	11.718	14.638	30.859	27.788	1:25.003	242
1	15.808	13.847	29.831	26.128	1:25.614	71	11	11.730	14.493	30.810	27.738	1:24.771	242
2	11.213	13.627	29.438	25.817	1:20.095	252	12	11.789	14.710	30.732	27.794	1:25.025	238
3	11.092	13.548	29.365	25.829	1:19.834	251	13	11.698	14.491	30.820	27.683	1:24.692	240
4	11.035	13.624	29.523	25.802	1:19.984	252	14	11.805	14.487	30.653	27.692	1:24.637	239
5	11.115	13.729	29.535	25.706	1:20.085	253	15	11.784	14.489	30.863	27.906	1:25.042	238
6	11.018	13.568	29.489	25.832	1:19.907	252	16	11.903	14.660	30.827	27.805	1:25.195	235
7	11.034	13.753	29.463	25.783	1:20.033	255							
8	11.017	13.746	29.408	25.822	1:19.993	252	65 Cru HALLIDAY (NSW) (3rd)						
9	11.010	13.688	29.289	25.878	1:19.865	253	1	15.958	13.989	29.829	26.355	1:26.131	82
10	11.076	13.737	29.387	25.925	1:20.125	255	2	11.512	13.619	29.458	26.298	1:20.887	245
11	10.984	13.736	29.776	25.840	1:20.336	252	3	11.204	13.678	29.403	26.275	1:20.560	244
12	11.117	13.677	29.462	25.896	1:20.152	253	4	11.215	13.713	29.435	26.987	1:21.350	244
13	11.044	13.781	29.528	25.948	1:20.301	254	5	11.259	13.760	29.578	26.221	1:20.818	238
14	11.036	13.737	29.467	26.134	1:20.374	254	6	11.073	13.775	29.882	26.410	1:21.140	244
15	11.040	13.701	29.630	26.306	1:20.677	254	7	11.149	13.801	29.809	26.408	1:21.167	245
16	11.107	13.840	29.560	26.381	1:20.888	248	8	11.362	13.782	29.789	26.638	1:21.571	245
							9	11.231	13.770	29.517	26.556	1:21.074	243
61 Arthur SISIS (SA) (5th)							10	11.198	13.809	29.609	26.377	1:20.993	243
1	15.598	13.856	29.824	26.547	1:25.825	88	11	11.523	13.935	29.679	26.449	1:21.586	245
2	11.329	13.661	29.558	26.135	1:20.683	249	12	11.255	13.680	29.522	26.595	1:21.052	244
3	11.221	13.626	29.565	26.127	1:20.539	247							

Scott Laing
 Chief Timekeeper - Scott Laing

Tom Williams
 Race Director - Tom Williams

Paul Hinds
 Clerk of Course - Paul Hinds





Winton Motor Raceway

Round 2 : March 12 - 14



AUSTRALIAN SUPERBIKE CHAMPIONSHIP

Race 1

Date: 14/03/21
 Event: R09
 Weather: Sunny - Temp: 17.9C
 Track: Dry - Temp: 30.9C

Started at: 11:22:31
 Laps: 16
 Starters: 22
 Printed at: 11:51

PROVISIONAL SPLIT TIMES

Lap	Split 1	Split 2	Split 3	Split 4	Lap Time	Spd	Lap	Split 1	Split 2	Split 3	Split 4	Lap Time	Spd
13	11.268	13.882	30.614	26.754	1:22.518	246	2	11.717	13.885	29.706	26.637	1:21.945	249
14	11.315	13.924	29.617	26.641	1:21.497	242	3	11.368	14.026	29.615	26.616	1:21.625	244
15	11.369	13.840	29.918	26.654	1:21.781	244	4	11.353	14.016	29.701	26.672	1:21.742	245
16	11.577	13.897	29.709	26.838	1:22.021	244	5	11.270	14.002	29.580	26.613	1:21.465	245
							6	11.226	14.033	30.148	26.793	1:22.200	244
							7	11.293	14.170	29.826	26.676	1:21.965	242
67 Bryan STARING (WA) (9th)							8	11.317	13.995	29.731	26.504	1:21.547	243
1	16.171	14.242	30.322	26.778	1:27.513	94	9	11.335	14.007	29.630	26.656	1:21.628	243
2	11.349	13.910	29.954	26.453	1:21.666	244	10	11.291	14.149	29.627	26.793	1:21.860	243
3	11.287	13.810	29.848	26.419	1:21.364	242	11	11.618	14.080	29.743	26.723	1:22.164	244
4	11.197	13.768	29.788	26.426	1:21.179	243	12	11.257	14.060	29.731	26.776	1:21.824	245
5	11.202	13.804	29.784	26.361	1:21.151	243	13	11.409	14.264	29.782	27.125	1:22.580	247
6	11.337	13.874	29.862	26.602	1:21.675	243	14	11.498	14.414	30.375	27.058	1:23.345	245
7	11.320	13.942	29.813	26.497	1:21.572	242	15	11.572	14.294	30.312	27.053	1:23.231	244
8	11.316	14.069	29.841	26.681	1:21.907	242	16	11.564	14.465	30.554	27.221	1:23.804	238
9	11.374	14.020	30.006	27.020	1:22.420	243							
10	11.743	14.073	30.050	26.769	1:22.635	241							
11	11.297	14.209	30.269	26.986	1:22.761	244	92 Jack DAVIS (SA) (DNF)						
12	11.464	14.071	30.198	27.084	1:22.817	243	1	18.786	15.170	31.743	28.079	1:33.778	19
13	11.613	14.247	30.350	27.265	1:23.475	243	2	11.842	14.592	30.936	27.804	1:25.174	236
14	11.674	14.314	30.330	27.131	1:23.449	243	3	11.955	14.502	31.226	28.668	1:26.351	236
15	11.609	14.272	30.271	27.086	1:23.238	243	4	11.859	14.540	31.169	27.953	1:25.521	238
16	11.616	14.336	30.586	27.212	1:23.750	242							
							333 Yannis SHAW (NSW) (14th)						
							1	17.593	14.508	30.625	27.087	1:29.813	111
78 Nathan SPITERI (VIC) (16th)							2	11.838	14.277	30.302	27.086	1:23.503	245
1	18.231	14.834	31.205	28.041	1:32.311	107	3	11.611	14.430	30.118	26.935	1:23.094	243
2	12.166	15.228	30.934	27.940	1:26.268	238	4	11.626	14.283	30.321	26.880	1:23.110	243
3	12.121	14.759	31.518	28.686	1:27.084	237	5	11.561	14.261	30.476	27.255	1:23.553	244
4	12.077	14.682	30.864	27.891	1:25.514	236	6	11.764	14.493	30.677	27.411	1:24.345	242
5	11.933	14.654	35.299	29.862	1:31.748	238	7	11.784	14.507	31.255	27.093	1:24.639	242
6	12.173	15.161	31.271	28.108	1:26.713	232	8	11.624	14.513	30.184	26.861	1:23.182	244
7	11.886	14.881	31.318	28.066	1:26.151	234	9	11.548	14.478	30.634	27.169	1:23.829	244
8	11.964	14.962	31.256	28.239	1:26.421	234	10	11.762	14.536	30.445	27.402	1:24.145	244
9	11.968	14.707	31.178	28.142	1:25.995	234	11	11.545	14.301	30.630	27.575	1:24.051	244
10	11.814	14.770	31.139	28.329	1:26.052	234	12	11.678	14.477	30.733	27.438	1:24.326	242
11	11.867	14.848	31.379	28.893	1:26.987	230	13	11.691	14.693	30.887	27.382	1:24.653	244
12	13.445	17.782	31.596	28.167	1:30.990	174	14	11.652	14.481	30.848	27.398	1:24.379	243
13	11.936	14.889	31.788	28.139	1:26.752	235	15	11.697	14.363	30.932	27.494	1:24.486	239
14	11.982	14.975	31.559	28.396	1:26.912	236	16	12.099	14.529	30.606	27.162	1:24.396	239
15	12.093	14.896	31.409	28.692	1:27.090	233							
83 Lachlan EPIS (NSW) (10th)													
1	17.825	14.407	30.737	26.919	1:29.888	72							

The results are provisional until the end of the time limit for protests and appeals.

Scott Laing
 Chief Timekeeper - Scott Laing

Tom Williams
 Race Director - Tom Williams

Paul Hinds
 Clerk of Course - Paul Hinds





Winton Motor Raceway

Round 2 : March 12 - 14



ASBK.COM.AU



AUSTRALIAN SUPERBIKE CHAMPIONSHIP

Race 1

Date: 14/03/21
Event: R09
Weather: Sunny - Temp: 17.9C
Track: Dry - Temp: 30.9C

Started at: 11:22:31
Laps: 16
Starters: 22
Printed at: 11:51

PROVISIONAL FASTEST LAPS SEQUENCE

Lap	Race Pos	No	Name	Machine	Fastest Lap	On Lap
1	1	1	Wayne MAXWELL (VIC)	Ducati V4R	1:24.637	1
2	1	1	Wayne MAXWELL (VIC)	Ducati V4R	1:19.675	2
2	2	17	Troy HERFOSS (QLD)	Honda CBR-RR	1:19.598	2
3	2	17	Troy HERFOSS (QLD)	Honda CBR-RR	1:19.274	3

The results are provisional until the end of the time limit for protests and appeals.

Chief Timekeeper - Scott Lang

Race Director - Tom Williams

Clerk of Course - Paul Hinds



www.computime.com.au
COMPUTIME RACE TIMING SYSTEMS PTY LTD





Winton Motor Raceway

Round 2 : March 12 - 14



AUSTRALIAN SUPERBIKE CHAMPIONSHIP

Race 1

Date: 14/03/21
 Event: R09
 Weather: Sunny - Temp: 17.9C
 Track: Dry - Temp: 30.9C

Started at: 11:22:31
 Laps: 16
 Starters: 22
 Printed at: 11:51

PROVISIONAL LAP SHEET

No	Lap Time	Gap	No	Lap Time	Gap	No	Lap Time	Gap	No	Lap Time	Gap			
Lap 1			333	1:23.503	9.004	46	1:19.984	1.546	64	1:23.866	21.185	3	1:21.214	14.230
1	1:24.637		12	1:25.192	9.176	61	1:20.854	3.920	78	1:31.748	39.274	83	1:21.965	17.692
17	1:25.394	.757	64	1:24.237	9.510	65	1:21.350	4.947	29	1:28.139	44.285	21	1:22.557	20.148
46	1:25.614	.977	2	1:26.652	11.169	14	1:20.852	5.640	37	1:28.257	45.055	12	1:22.971	22.404
61	1:25.825	1.188	16	1:28.119	12.302	67	1:21.179	7.741	33	1:30.824	55.058	16	1:23.581	28.030
65	1:26.131	1.494	78	1:26.268	14.267	32	1:21.811	8.045	Lap 6			333	1:24.639	28.919
14	1:26.866	2.229	92	1:25.174	14.640	28	1:21.268	8.628	1	1:19.760		64	1:24.493	30.516
32	1:26.968	2.331	29	1:28.117	19.542	3	1:21.289	9.851	17	1:19.841	.239	78	1:26.151	52.651
67	1:27.513	2.876	37	1:28.879	20.308	83	1:21.742	11.219	46	1:19.907	2.108	37	1:28.377	1:02.313
28	1:27.882	3.245	33	1:29.873	22.734	21	1:22.205	12.267	61	1:21.101	7.061	29	1:29.084	1:02.909
12	1:28.296	3.659	Lap 3			12	1:21.930	13.669	65	1:21.140	7.475	Lap 8		
16	1:28.495	3.858	1	1:19.811		2	1:22.128	15.306	14	1:20.752	7.978	1	1:20.378	
2	1:28.829	4.192	17	1:19.274	.143	333	1:23.110	15.539	67	1:21.675	11.137	17	1:20.041	.051
3	1:28.965	4.328	46	1:19.834	1.420	64	1:24.095	16.989	32	1:21.286	11.371	46	1:19.993	2.029
21	1:29.322	4.685	61	1:20.539	2.924	16	1:22.834	17.717	28	1:21.417	12.009	65	1:21.571	10.108
64	1:29.585	4.948	65	1:20.560	3.455	92	1:25.521	26.843	3	1:20.993	12.743	61	1:22.176	10.393
333	1:29.813	5.176	14	1:20.620	4.646	78	1:25.514	27.196	83	1:22.200	15.454	14	1:21.743	10.505
83	1:29.888	5.251	32	1:21.269	6.092	29	1:27.975	35.816	21	1:22.338	17.318	67	1:21.907	14.511
78	1:32.311	7.674	67	1:21.364	6.420	37	1:28.003	36.468	12	1:22.659	19.160	32	1:21.850	14.698
92	1:33.778	9.141	28	1:21.481	7.218	33	1:30.720	43.904	333	1:24.345	24.007	28	1:21.602	15.000
29	1:35.737	11.100	3	1:21.114	8.420	Lap 5			16	1:22.759	24.176	3	1:21.404	15.256
37	1:35.741	11.104	83	1:21.625	9.335	1	1:19.670		64	1:24.325	25.750	83	1:21.547	18.861
33	1:37.173	12.536	21	1:22.260	9.920	17	1:19.729	.158	78	1:26.713	46.227	21	1:22.627	22.397
Lap 2			12	1:22.232	11.597	46	1:20.085	1.961	29	1:29.027	53.552	12	1:22.479	24.505
1	1:19.675		333	1:23.094	12.287	61	1:21.470	5.720	37	1:28.368	53.663	16	1:22.457	30.109
17	1:19.598	.680	64	1:23.053	12.752	65	1:20.818	6.095	33	1:30.483	1:05.781	333	1:23.182	31.723
46	1:20.095	1.397	2	1:21.678	13.036	14	1:21.016	6.986	Lap 7			64	1:24.574	34.712
61	1:20.683	2.196	16	1:22.250	14.741	67	1:21.151	9.222	1	1:19.727		78	1:26.421	58.694
65	1:20.887	2.706	92	1:26.351	21.180	32	1:21.470	9.845	17	1:19.876	.388	37	1:27.549	1:09.484
14	1:21.283	3.837	78	1:27.084	21.540	28	1:21.394	10.352	46	1:20.033	2.414	29	1:28.319	1:10.850
32	1:21.978	4.634	29	1:27.968	27.699	3	1:21.329	11.510	61	1:21.261	8.595	Lap 9		
67	1:21.666	4.867	37	1:27.826	28.323	83	1:21.465	13.014	65	1:21.167	8.915	17	1:20.009	
28	1:21.978	5.548	33	1:30.119	33.042	21	1:22.143	14.740	14	1:20.889	9.140	1	1:20.215	.155
3	1:22.464	7.117	Lap 4			12	1:22.262	16.261	67	1:21.572	12.982	46	1:19.865	1.834
21	1:22.461	7.471	1	1:19.858		2	1:21.781	17.417	32	1:21.582	13.226	65	1:21.074	11.122
83	1:21.945	7.521	17	1:19.814	.099	333	1:23.553	19.422	28	1:21.494	13.776	14	1:21.083	11.528
						16	1:23.130	21.177						

Scott Laing
 Chief Timekeeper - Scott Laing

Tom Williams
 Race Director - Tom Williams

Paul Hinds
 Clerk of Course - Paul Hinds





Winton Motor Raceway

Round 2 : March 12 - 14



AUSTRALIAN SUPERBIKE CHAMPIONSHIP

Race 1

Date: 14/03/21
 Event: R09
 Weather: Sunny - Temp: 17.9C
 Track: Dry - Temp: 30.9C

Started at: 11:22:31
 Laps: 16
 Starters: 22
 Printed at: 11:51

PROVISIONAL LAP SHEET

No	Lap Time	Gap	No	Lap Time	Gap	No	Lap Time	Gap	No	Lap Time	Gap
61	1:22.650	12.983	65	1:21.586	13.299	78	1:30.990	1 lap	1	1:20.013	.170
67	1:22.420	16.871	14	1:21.481	13.925	65	1:22.518	16.891	46	1:20.677	3.372
28	1:21.959	16.899	61	1:21.599	16.075	14	1:21.726	17.062	14	1:21.559	20.105
3	1:21.909	17.105	28	1:21.733	20.111	61	1:22.247	19.793	65	1:21.781	20.122
32	1:22.688	17.326	32	1:21.820	20.985	37	1:27.889	1 lap	78	1:26.912	1 lap
83	1:21.628	20.429	67	1:22.761	21.865	28	1:22.173	23.966	61	1:22.311	24.010
21	1:22.980	25.317	3	1:23.065	22.383	32	1:21.632	24.296	28	1:21.724	27.681
12	1:22.458	26.903	83	1:22.164	24.051	3	1:21.946	26.684	32	1:21.797	27.921
16	1:22.521	32.570	21	1:23.572	31.880	67	1:23.475	28.179	3	1:21.947	30.656
333	1:23.829	35.492	12	1:22.704	32.621	83	1:22.580	28.477	67	1:23.238	34.819
64	1:24.346	38.998	16	1:22.306	41.254	12	1:23.981	40.438	83	1:23.231	35.006
78	1:25.995	1:04.629	333	1:24.051	43.286	21	1:24.808	41.147	37	1:27.658	1 lap
37	1:26.847	1:16.271	64	1:24.771	48.370	16	1:22.921	48.548	12	1:22.826	46.354
			78	1:26.987	1:17.266	333	1:24.653	52.287	21	1:24.632	50.239
						64	1:24.692	58.109	16	1:23.218	54.695
									333	1:24.486	1:01.105
									64	1:25.042	1:07.741
Lap 10			Lap 12			Lap 14			Lap 16		
17	1:19.887		1	1:19.944		17	1:20.077		1	1:20.199	
1	1:19.934	.202	17	1:19.926	.068	1	1:19.952	.127	46	1:20.888	3.891
46	1:20.125	2.072	46	1:20.152	2.101	46	1:20.374	2.665	65	1:22.021	21.774
65	1:20.993	12.228	37	1:27.573	1 lap	78	1:26.752	1 lap	14	1:22.105	21.841
14	1:21.318	12.959	65	1:21.052	14.407	65	1:21.497	18.311	61	1:23.150	26.791
61	1:21.895	14.991	14	1:21.389	15.370	14	1:21.531	18.516	78	1:27.090	1 lap
28	1:21.881	18.893	61	1:21.449	17.580	61	1:21.953	21.669	28	1:21.951	29.263
67	1:22.635	19.619	28	1:21.660	21.827	28	1:22.038	25.927	32	1:22.095	29.647
32	1:22.241	19.680	32	1:21.657	22.698	32	1:21.875	26.094	3	1:22.514	32.801
3	1:22.615	19.833	67	1:22.817	24.738	3	1:22.072	28.679	67	1:23.750	38.200
83	1:21.860	22.402	3	1:22.333	24.772	67	1:23.449	31.551	83	1:23.804	38.441
21	1:23.393	28.823	83	1:21.824	25.931	83	1:23.345	31.745	37	1:28.003	1 lap
12	1:23.416	30.432	21	1:24.437	36.373	12	1:23.137	43.498	17	2:08.598	48.229
16	1:26.780	39.463	12	1:23.814	36.491	21	1:24.507	45.577	12	1:23.134	49.119
333	1:24.145	39.750	16	1:24.351	45.661	16	1:22.976	51.447	21	1:25.266	55.136
64	1:25.003	44.114	333	1:24.326	47.668	333	1:24.379	56.589	333	1:24.396	1:05.132
78	1:26.052	1:10.794	64	1:25.025	53.451	64	1:24.637	1:02.669	64	1:25.195	1:12.567
Lap 11			Lap 13			Lap 15					
1	1:20.313		17	1:19.966		17	1:19.970				
17	1:20.601	.086	1	1:20.286	.252						
46	1:20.336	1.893	46	1:20.301	2.368						
37	1:28.695	1 lap									

The results are provisional until the end of the time limit for protests and appeals.

Scott Laing
 Chief Timekeeper - Scott Laing

Tom Williams
 Race Director - Tom Williams

Paul Hinds
 Clerk of Course - Paul Hinds



www.computime.com.au
 COMPUTIME RACE TIMING SYSTEMS PTY LTD





Winton Motor Raceway

Round 2 : March 12 - 14



AUSTRALIAN SUPERBIKE CHAMPIONSHIP

Race 1


Date: 14/03/21
 Event: R09
 Weather: Sunny - Temp: 17.9C
 Track: Dry - Temp: 30.9C


Started at: 11:22:31
 Laps: 16
 Starters: 22
 Printed at: 11:51


PROVISIONAL LAP CHART

Name	Grid	1	2	3	4	5	6	7	8	9	10	11	12	13	14	15	16	Name
T. HERFOSS	17	1	1	1	1	1	1	1	1	17	17	1	1	17	17	17	1	W. MAXWELL
W. MAXWELL	1	17	17	17	17	17	17	17	17	1	1	17	17	1	1	1	46	M. JONES
M. JONES	46	46	46	46	46	46	46	46	46	46	46	46	46	46	46	46	65	C. HALLIDAY
L. EPIS	83	61	61	61	61	61	61	61	65	65	65	65	65	65	65	14	14	G. ALLERTON
C. HALLIDAY	65	65	65	65	65	65	65	65	61	14	14	14	14	14	14	65	61	A. SISSIS
A. SISSIS	61	14	14	14	14	14	14	14	14	61	61	61	61	61	61	61	28	A. WAGNER
O. BAYLISS	32	32	32	32	67	67	67	67	67	28	28	28	28	28	28	28	32	O. BAYLISS
B. STARING	67	67	67	67	32	32	32	32	32	28	67	32	32	32	32	32	3	J. METCHER
A. WAGNER	28	28	28	28	28	28	28	28	28	3	32	67	67	3	3	3	67	B. STARING
J. METCHER	3	12	3	3	3	3	3	3	3	32	3	3	3	67	67	67	83	L. EPIS
M. CHIODO	2	16	21	83	83	83	83	83	83	83	83	83	83	83	83	83	17	T. HERFOSS
G. ALLERTON	14	2	83	21	21	21	21	21	21	21	21	21	21	12	12	12	12	M. WALTERS
J. WATERS	21	3	333	12	12	12	12	12	12	12	12	12	12	21	21	21	21	J. WATERS
M. WALTERS	12	21	12	333	2	2	333	16	16	16	16	16	16	16	16	16	333	Y. SHAW
L. JHONSTON	16	64	64	64	333	333	16	333	333	333	333	333	333	333	333	333	64	A. MORRIS
A. MORRIS	64	333	2	2	64	16	64	64	64	64	64	64	64	64	64	64	64	
Y. SHAW	333	83	16	16	16	64	78	78	78	78	78	78	78	78	78	78	78	
J. DAVIS	92	78	78	92	92	78	29	37	37	37	37	37	37	37	37	37	37	
N. SPITERI	78	92	92	78	78	29	37	29	29									
P. CZAJ	11	29	29	29	29	37	33											
P. LI	29	37	37	37	37	33												
M. EDWARDS	37	33	33	33	33													
H. McMURRAY	33																	

The results are provisional until the end of the time limit for protests and appeals.


 Chief Timekeeper - Scott Lang


 Race Director - Tom Williams


 Clerk of Course - Paul Hinds



www.computime.com.au
 COMPUTIME RACE TIMING SYSTEMS PTY LTD





Winton Motor Raceway

Round 2 : March 12 - 14



AUSTRALIAN SUPERBIKE CHAMPIONSHIP

Race 1

Date: 14/03/21
 Event: R09
 Weather: Sunny - Temp: 17.9C
 Track: Dry - Temp: 30.9C

Started at: 11:22:31
 Laps: 16
 Starters: 22
 Printed at: 11:51

PROVISIONAL BEST PARTIAL TIMES

Pos	Split 1		Split 2		Split 3		Split 4		LAP		Ideal	Fastest
	Name	Time	Name	Time	Name	Time	Name	Time	Name			
1	T. HERFOSS	10.888	M. JONES	13.548	T. HERFOSS	29.042	M. JONES	25.706	T. HERFOSS	1:19.222	1:19.274	
2	W. MAXWELL	10.958	T. HERFOSS	13.549	W. MAXWELL	29.140	T. HERFOSS	25.743	W. MAXWELL	1:19.471	1:19.670	
3	M. JONES	10.984	C. HALLIDAY	13.619	M. JONES	29.289	W. MAXWELL	25.750	M. JONES	1:19.527	1:19.834	
4	C. HALLIDAY	11.073	W. MAXWELL	13.623	C. HALLIDAY	29.403	G. ALLERTON	26.115	C. HALLIDAY	1:20.316	1:20.560	
5	O. BAYLISS	11.095	A. SISSIS	13.626	G. ALLERTON	29.458	A. SISSIS	26.127	G. ALLERTON	1:20.461	1:20.620	
6	A. WAGNER	11.129	J. METCHER	13.721	A. WAGNER	29.501	C. HALLIDAY	26.221	A. SISSIS	1:20.532	1:20.539	
7	G. ALLERTON	11.142	G. ALLERTON	13.746	A. SISSIS	29.558	J. METCHER	26.345	J. METCHER	1:20.880	1:20.993	
8	B. STARING	11.197	A. WAGNER	13.762	M. WALTERS	29.569	B. STARING	26.361	A. WAGNER	1:20.882	1:21.268	
9	J. METCHER	11.207	B. STARING	13.768	L. EPIS	29.580	O. BAYLISS	26.371	O. BAYLISS	1:21.099	1:21.269	
10	A. SISSIS	11.221	M. WALTERS	13.820	J. METCHER	29.607	A. WAGNER	26.490	B. STARING	1:21.110	1:21.151	
11	L. EPIS	11.226	O. BAYLISS	13.837	B. STARING	29.784	M. CHIODO	26.492	L. EPIS	1:21.195	1:21.465	
12	M. CHIODO	11.292	M. CHIODO	13.862	O. BAYLISS	29.796	L. EPIS	26.504	M. CHIODO	1:21.544	1:21.678	
13	J. WATERS	11.295	L. EPIS	13.885	L. JHONSTON	29.856	J. WATERS	26.725	M. WALTERS	1:21.599	1:21.930	
14	M. WALTERS	11.365	J. WATERS	13.927	J. WATERS	29.862	L. JHONSTON	26.744	J. WATERS	1:21.809	1:22.143	
15	L. JHONSTON	11.413	L. JHONSTON	13.928	M. CHIODO	29.898	M. WALTERS	26.845	L. JHONSTON	1:21.941	1:22.250	
16	A. MORRIS	11.507	A. MORRIS	14.168	Y. SHAW	30.118	Y. SHAW	26.861	Y. SHAW	1:22.785	1:23.094	
17	Y. SHAW	11.545	Y. SHAW	14.261	A. MORRIS	30.224	A. MORRIS	26.961	A. MORRIS	1:22.860	1:23.053	
18	J. DAVIS	11.800	J. DAVIS	14.475	N. SPITERI	30.864	J. DAVIS	27.804	J. DAVIS	1:25.015	1:25.174	
19	N. SPITERI	11.814	M. EDWARDS	14.642	J. DAVIS	30.936	N. SPITERI	27.891	N. SPITERI	1:25.223	1:25.514	
20	P. LI	12.051	N. SPITERI	14.654	M. EDWARDS	31.713	M. EDWARDS	28.214	M. EDWARDS	1:26.654	1:26.847	
21	M. EDWARDS	12.085	P. LI	14.893	P. LI	31.809	P. LI	28.395	P. LI	1:27.148	1:27.968	
22	H. McMURRA	12.528	H. McMURRA	15.096	H. McMURRA	32.436	H. McMURRA	29.511	H. McMURRA	1:29.571	1:29.873	

The results are provisional until the end of the time limit for protests and appeals.

Scott Lang
 Chief Timekeeper - Scott Lang

Tom Williams
 Race Director - Tom Williams

Paul Hinds
 Clerk of Course - Paul Hinds



www.computime.com.au
 COMPUTIME RACE TIMING SYSTEMS PTY LTD






Winton Motor Raceway

Round 2 : March 12 - 14



ASBK.COM.AU    

AUSTRALIAN SUPERBIKE CHAMPIONSHIP

Race 1


Date: 14/03/21
Event: R09
Weather: Sunny - Temp: 17.9C
Track: Dry - Temp: 30.9C

Started at: 11:22:31
Laps: 16
Starters: 22
Printed at: 11:51


PROVISIONAL RACE INFORMATION

Time	Description
11:08:02	SIGHTING LAP STARTED/ PIT EXIT OPEN FOR 3 MINUTES - CLOSES 11:11am
11:11:03	PIT EXIT CLOSED / BIKES ON GRID / WARM UP LAP AT 11:20am
11:20:12	WARM UP LAP STARTED
11:20:48	Track temps : Finish - 31.0 / Int 1 - 31.4 / Int 2 - 28.7 / Int 3 - 28.0
11:22:31	Event Start
11:25:58	NEW LAP RECORD - Prev - W. MAXWELL - 1:20.221 - 2019
11:26:40	NO JUMP STARTS
11:29:49	Rider 92 (Jack DAVIS) CRASHED TURN 9 - RIDER UP
11:30:18	Rider 2 (Mark CHIODO) CRASHED TURN 3 - RIDER UP
11:37:37	Track temps : Finish - 31.6 / Int 1 - 32.9 / Int 2 - 30.6 / Int 3 - 29.1
11:43:56	Chequered Flag
11:44:05	Rider 17 (Troy HERFOSS) CRASHED TURN 12 - RIDER UP
11:45:04	Rider 17 (Troy HERFOSS) CRASHED TURN 12 - RIDER UP - RESUMED
11:47:41	Event Finish


The results are provisional until the end of the time limit for protests and appeals.



Chief Timekeeper - Scott Lang



Race Director - Tom Williams



Clerk of Course - Paul Hinds



www.computime.com.au
COMPUTIME RACE TIMING SYSTEMS PTY LTD

